

THANK YOU & TERMS OF USE

THANK YOU so much for downloading this resource! Feel free to contact me via email if you have any questions :)

CONNECT WITH ME

EMAIL: mathtechconnections@gmail.com

WEBSITE: <http://mathtechconnections.com>

FACEBOOK: <https://www.facebook.com/MathTechConnections/>

INSTAGRAM: <https://www.instagram.com/mathtechconnections/>

PINTEREST: <https://www.pinterest.com/santillanam/>

BECOME A FOLLOWER


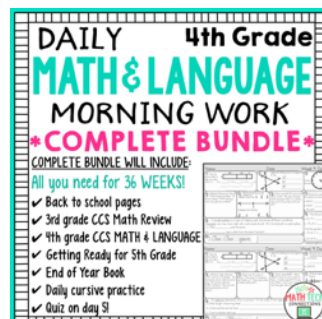

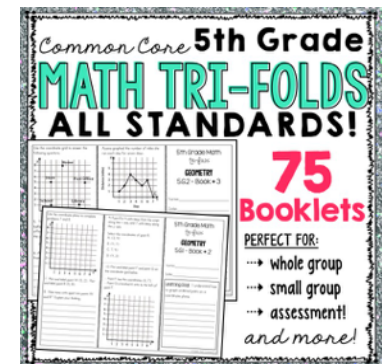

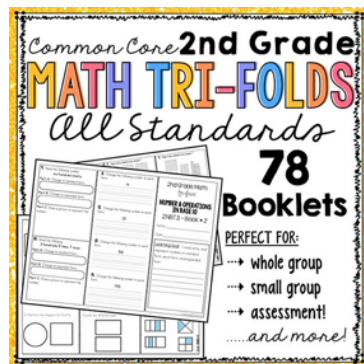
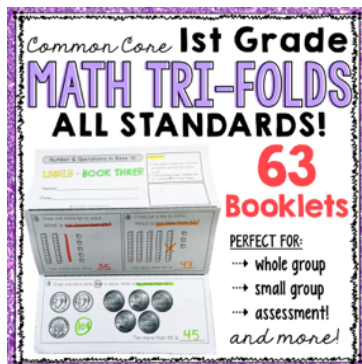
Be sure to visit my store and become a follower for freebies and updates :)

<https://www.teacherspayteachers.com/Store/Math-Tech-Connections>

TERMS OF USE

Copyright © 2017 Math Tech Connections. All rights reserved by author. This download is for personal use only. Please do not display or re-sell online. Thank you so much for respecting my work :)

MORE RESOURCES BY MATH TECH CONNECTIONS



TELLING TIME

DOMINOES GAME

TELLING TIME Dominoes Directions:

1. Find the start card.




2. Match the time with the correct clock.
3. Continue until you reach the end card.

A.M. & P.M.

MATCHING GAME

A.M. & P.M. Matching Game Directions:

1. Place cards with times in one group.
2. Place cards with clocks in a second group.
3. Put all cards upside down.
4. Pick one card from each group.
5. If you make a match, keep the cards. If you don't make a match, turn the cards over again.
6. Continue until all cards are gone.



DIRECTIONS:

1. Find the start card.



2. Match the time with the correct clock.


3. Continue until you reach the end card.




START

www.MathTechConnections.com


8:00



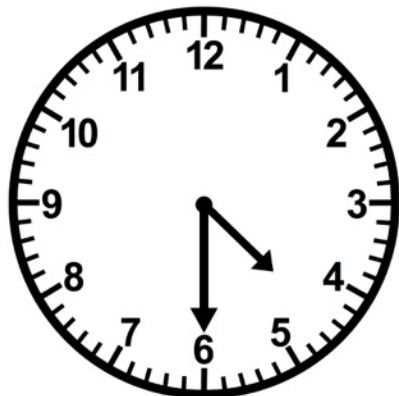
6:00




2:00




4:30



10:30




1:30



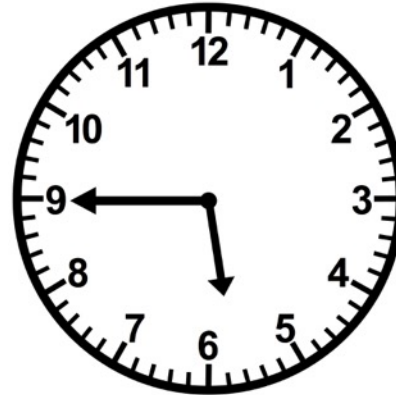
7:30




12:15




5:45




9:15



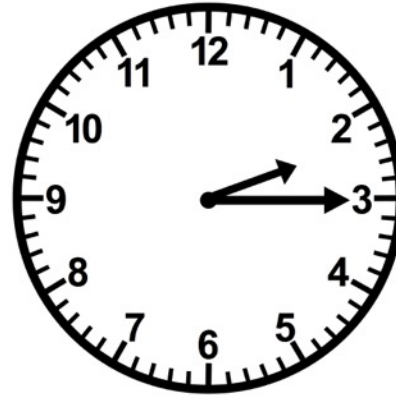
3:15




7:45



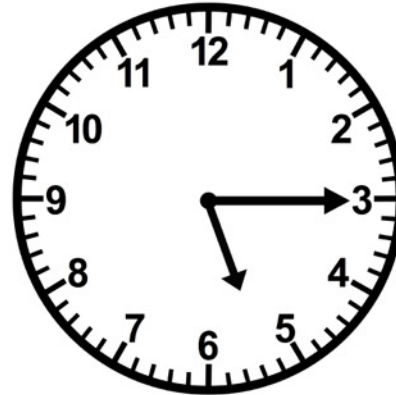
2:15



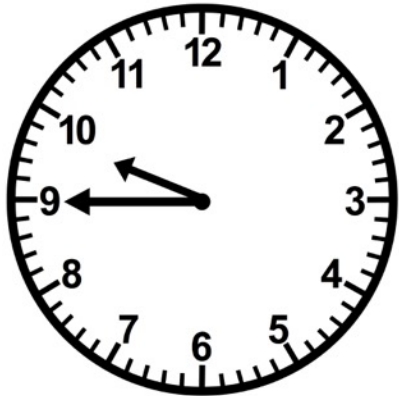
11:45




5:15



9:45




12:30




END

www.MathTechConnections.com

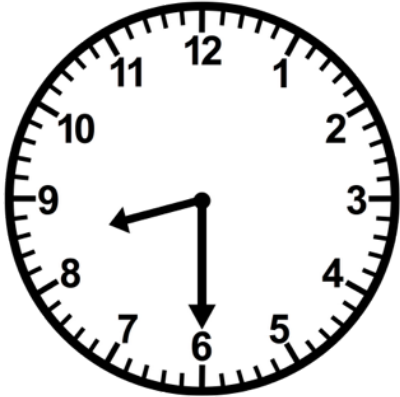


DIRECTIONS:

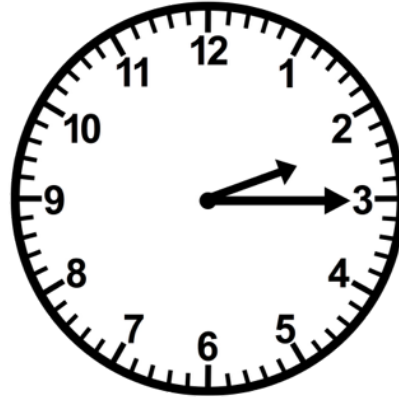
1. Place cards with times in one group.
2. Place cards with clocks in a second group.
3. Put all cards upside down.
4. Pick one card from each group.
5. If you make a match, keep the cards. If you don't make a match, turn the cards over again.
6. Continue until all cards are gone.



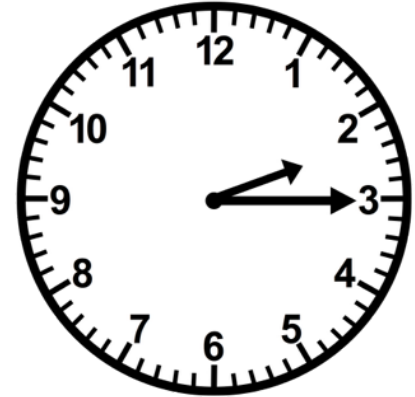
You go to
bed.



You are
sleeping.



You play at
recess.



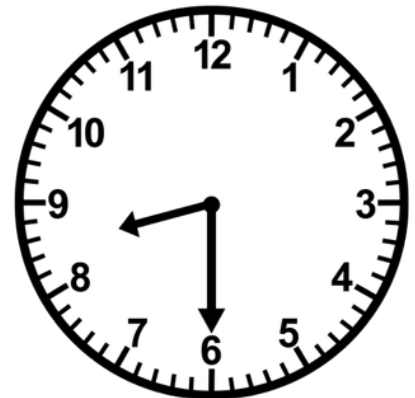
You eat
breakfast.



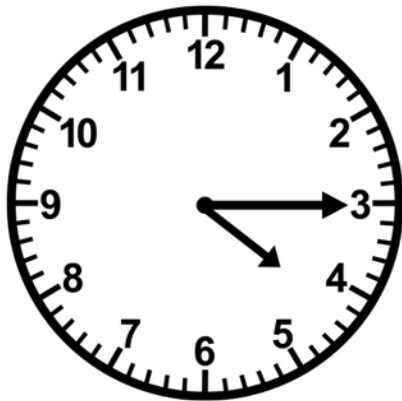
You watch
a movie.



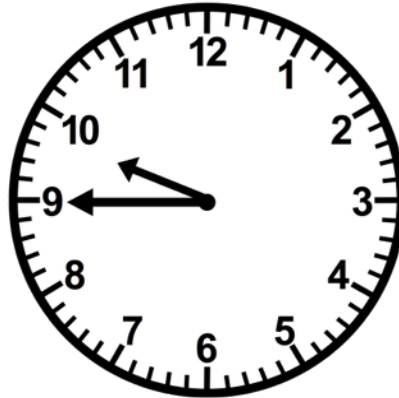
You are at
school.




You leave super early for your flight!



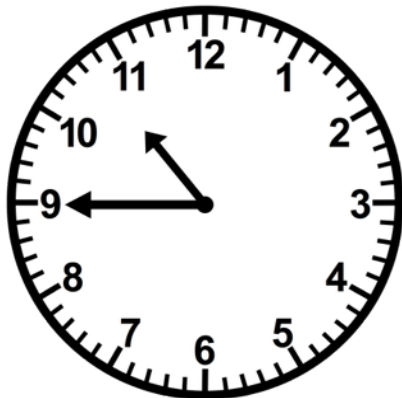
You go to the park.




A movie ends late!




You stay up super late!



You go to art class.



You start homework.



7:00
A.M.

www.MathTechConnections.com

7:00
P.M.

8:30
A.M.

8:30
P.M.

2:15
A.M.

2:15
P.M.

10:45
P.M.

www.MathTechConnections.com

10:45
A.M.

4:15
P.M.

4:15
A.M.

www.MathTechConnections.com

9:45
A.M.

9:45
P.M.

Name: _____ Date: _____ Time to the Hour

Directions: Write the time.

1.



_____ : _____

2.




_____ : _____

3.



_____ : _____

4.



_____ : _____

5.



_____ : _____

6.



_____ : _____

7.



_____ : _____

8.



_____ : _____

9.




_____ : _____

10.




_____ : _____

11.



_____ : _____

12.



_____ : _____

Name: _____ Date: _____ **Time to the Half-Hour**

Directions: Write the time.

1.




_____ : _____

2.



_____ : _____

3.



_____ : _____

4.



_____ : _____

5.



_____ : _____

6.



_____ : _____

7.



_____ : _____

8.



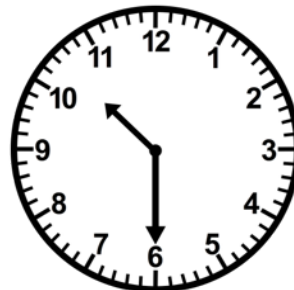
_____ : _____

9.



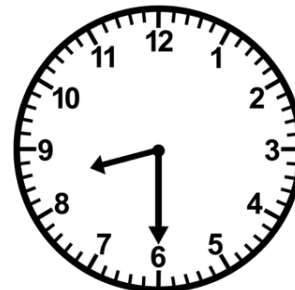
_____ : _____

10.



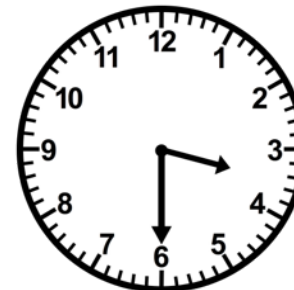
_____ : _____

11.



_____ : _____

12.

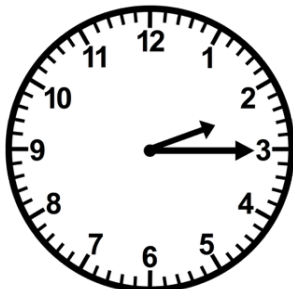


_____ : _____

Name: _____ Date: _____ **Write the Time**


Directions: Write the time.

1.



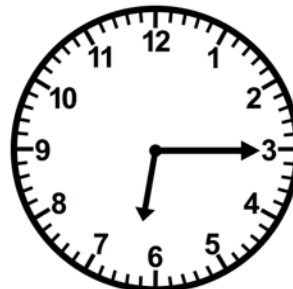
_____ : _____

2.



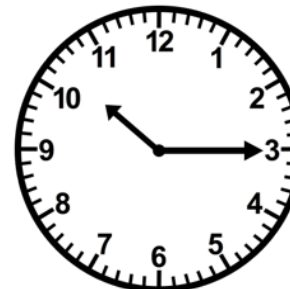
_____ : _____

3.



_____ : _____

4.



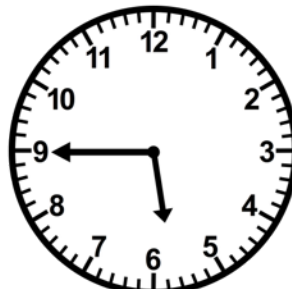
_____ : _____

5.



_____ : _____

6.




_____ : _____

7.



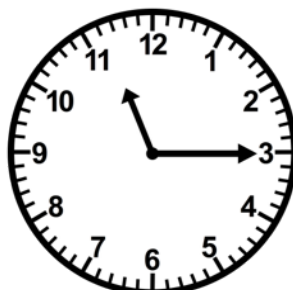
_____ : _____

8.



_____ : _____

9.




_____ : _____

10.



_____ : _____

11.



_____ : _____

12.




_____ : _____

CREDITS & THANK YOU

Fonts

Thank you for the amazing fonts!



CLIPART

Thank you for the wonderful clipart!

